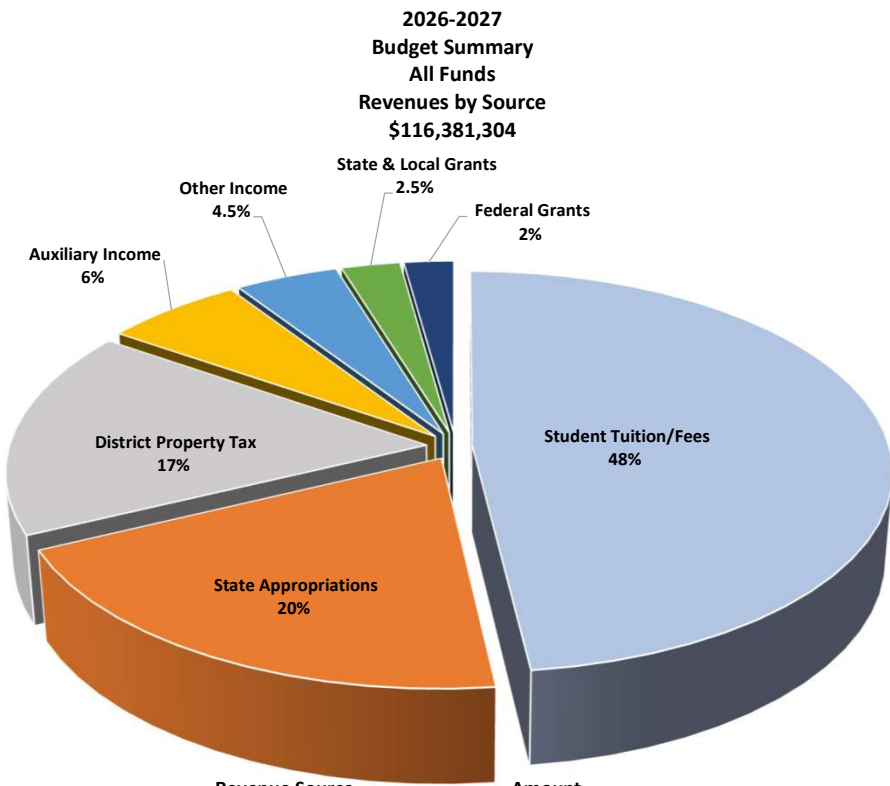


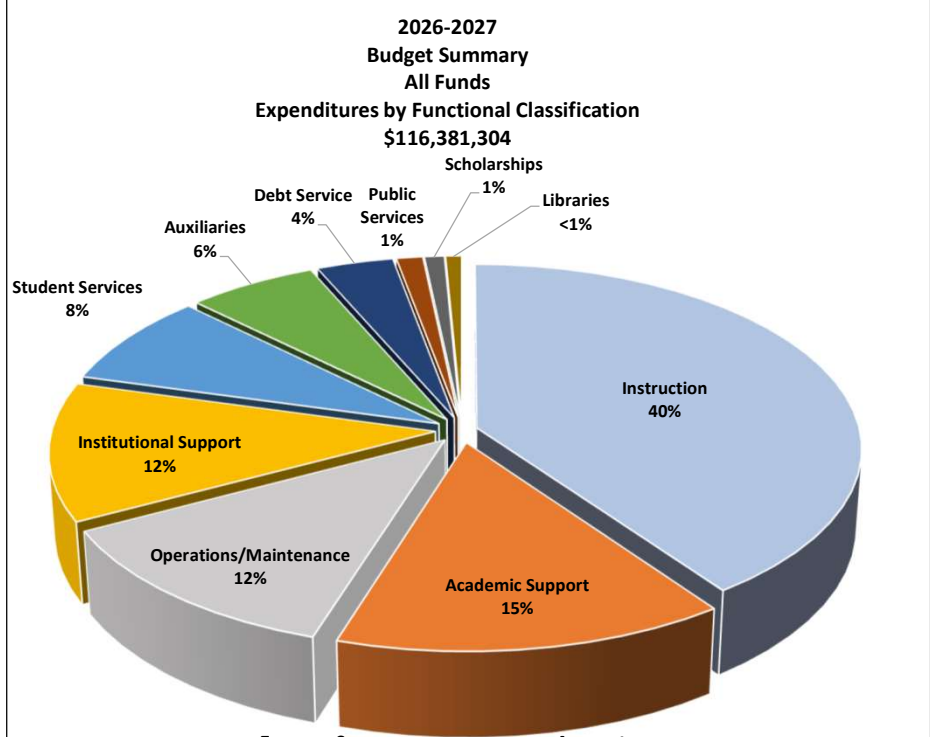
OZARKS TECHNICAL COMMUNITY COLLEGE
2026-2027 FISCAL BUDGET SUMMARY

\$116,381,304

Ozarks Tech - Springfield	\$74,851,649
Ozarks Tech - Richwood Valley	\$4,747,547
Ozarks Tech - Table Rock	\$4,393,614
Ozarks Tech - Republic	\$444,661
Ozarks Tech - Lebanon	\$1,702,850
Ozarks Tech - Waynesville	\$751,495
Ozarks Tech - Fort Leonard Wood	\$95,660
Ozarks Tech - Enhancement Grant	\$349,169
Robert W. Plaster Center for Advanced Manufacturing	\$226,331
High School Programs	\$4,386,323
Ancillary Education Services	\$1,439,066
Auxiliary Services	\$7,106,251
Restricted Grants	\$3,173,883
Technology Fee	\$6,980,026
Safety & Security Fee	\$880,716
Facilities & Infrastructure Fee	\$1,188,395
Alliance for Healthcare Education	\$3,450,989
Student Engagement Fee	\$212,679
<i>Total Operating Budget</i>	<i>\$116,381,304</i>



Revenue Source	Amount
Student Tuition/Fees	\$56,009,019
State Appropriations	22,964,566
District Property Tax	19,500,000
Auxiliary Income	7,106,251
Other Income	5,258,446
State & Local Grants	3,002,809
Federal Grants	2,540,213

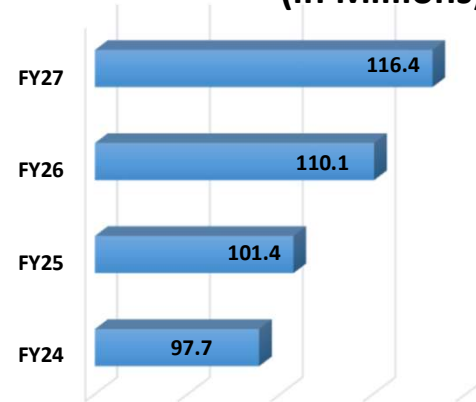


Expense Source	Amount
Instruction	\$46,701,776
Academic Support	17,142,421
Operations/Maintenance	14,372,294
Institutional Support	14,095,553
Student Services	9,376,924
Auxiliaries	7,106,251
Debt Service	4,197,699
Public Services	1,438,071
Scholarships	1,082,500
Libraries	867,815

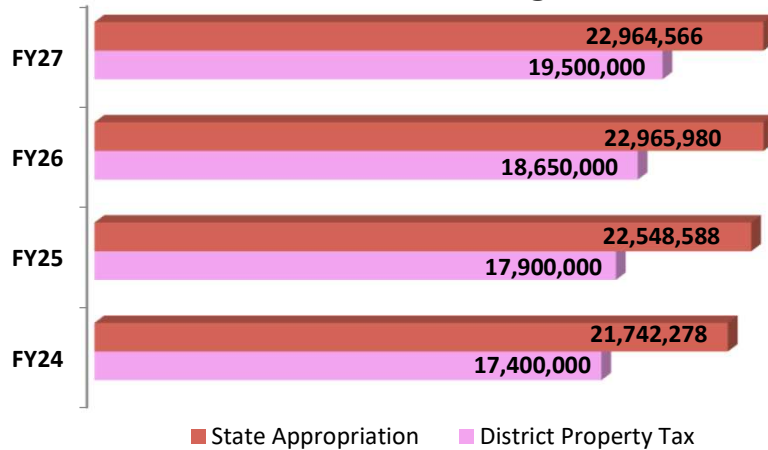
Ozarks Tech Budgeted Revenues

	2026-2027	2025-2026	Increase (Decrease)
Student Tuition/Fees	56,009,019	51,845,572	4,163,447
State Appropriations	22,964,566	22,965,980	(1,414)
District Property Tax	19,500,000	18,650,000	850,000
Auxiliary Income	7,106,251	6,521,642	584,609
Other Income	5,258,446	4,467,259	791,187
State & Local Grants	3,002,809	3,098,781	(95,972)
Federal Grants	2,540,213	2,530,371	9,842

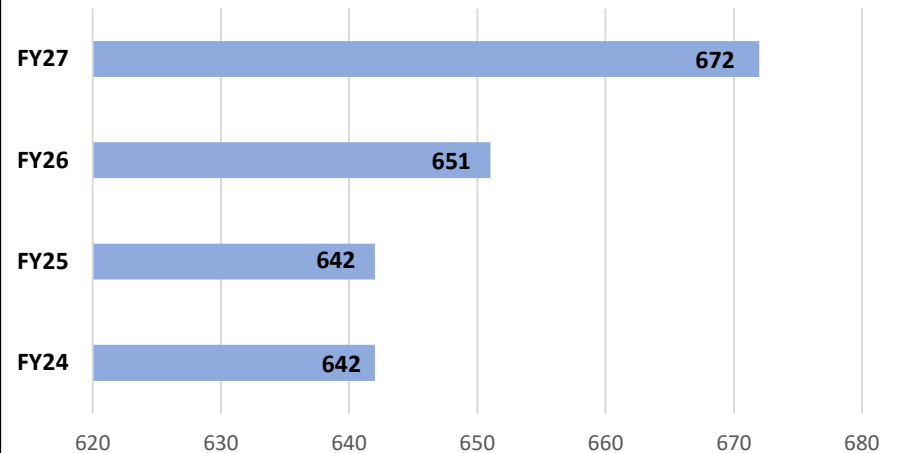
Ozarks Tech Operating Budget (in Millions)



State Appropriations/District Property Taxes Budgeted



Ozarks Tech Full-Time Employees



**OZARKS TECHNICAL COMMUNITY COLLEGE
2026-2027 BUDGET
\$116,381,304**

Springfield Campus Operating Budgets

Springfield Campus \$74,851,649

<u>Revenue Summary</u>	<u>Budget Number</u>	<u>Total</u>
DISTRICT PROPERTY TAX REVENUE	10-000000-00-41110	\$19,500,000
TUITION REV ST HEALTH SCIENCES	10-000000-00-41208	\$110,000
TUITION REVENUE	10-000000-00-41210	\$18,911,544
DUAL CREDIT REVENUE	10-000000-00-41214	\$925,939
REGISTRATION FEES	10-000000-00-41221	\$615,992
INVESTMENT REVENUE	10-000000-00-41300	\$1,250,000
BANK RETURNED ITEMS	10-000000-00-41301	\$15,000
CREDIT CARD CHARGES	10-000000-00-41302	(\$305,000)
RENTAL REVENUE	10-000000-00-41303	\$325,000
LAB FEES	10-000000-00-41412	\$3,719,698
OPEN ENROLL ST TRAIN PROG FEES	10-000000-00-41417	\$260,000
HEALTH SCI ST TRAIN PROG FEES	10-000000-00-41420	\$1,200,000
STUDENT FEES	10-000000-00-41422	\$3,471,910
INTERNATIONAL STUDENT FEES	10-000000-00-41423	\$3,000
TRANSCRIPT FEES	10-000000-00-41429	\$47,000
TESTING FEES	10-000000-00-41434	\$50,000
CONTRACT TRAINING REVENUE	10-000000-00-41535	\$175,000
STUDENT FIN AID ADMIN REIMB	10-000000-00-41800	\$70,000
EV CHARGING FEES	10-000000-00-42024	\$2,000
VENDING SERVICES REVENUE	10-000000-00-42025	\$70,000
AUXILIARY PROFIT SHARE	10-000000-00-42100	\$175,000
BAD DEBT COLLECTION CHARGES	10-000000-00-42150	\$550,000
STATE AID - MDHE	10-000000-00-45110	\$23,470,463
GOVERNOR'S STATE HOLD BACK	10-000000-00-45111	(\$704,114)
STATE AID-MDHE-MAINT & REPAIR	10-000000-00-45112	\$198,217
MOS REVENUE SHARE	10-000000-00-45162	\$600,000
OTHER MISC. INCOME	10-000000-00-48140	\$70,000
REBATES - PROCUREMENT CARD	10-000000-00-48142	\$15,000
SURPLUS PROPERTY SALES	10-000000-00-48150	\$60,000
Total Revenue		\$74,851,649

<u>Program/Department</u>	<u>Budget Number</u>	<u>Total</u>
ACADEMIC SERVICES	10-462000-00	\$10,750
ACCESS & ACCOMMODATION SERVICES	10-450090-00	\$591,841
ACCOUNTING	10-115203-00	\$333,033
ADMINISTRATIVE SERVICES	10-634000-00	\$891,384
ADMISSIONS	10-572000-00	\$824,417
AIRFRAME & POWERPLANT TECH	10-114905-00	\$285,027
ART	10-150100-00	\$401,552
ARTS, SCIENCES, & BUS DIVISION	10-124500-00	\$289,839
ASSOCIATE DEGREE NURSING	10-115120-00	\$2,153
AUTO COLLISION REPAIR	10-114706-00	\$93,190
AUTOMOTIVE TECHNOLOGY	10-111508-00	\$227,635
AVIATION	10-114900-00	\$1,989,136
BEHAVIORAL HEALTH SUPPORT	10-115110-00	\$145,417
BIOCLINICAL SCIENCE	10-112660-00	\$1,484,830
BOARD OF TRUSTEES	10-612000-00	\$672,011
BUSINESS AND MARKETING	10-115202-00	\$799,384
CAREER EMPLOYMENT SERVICES	10-532000-00	\$167,331
CENTER - MEDICAL SIMULATION	10-115130-00	\$596,704
CHANCELLOR	10-611000-00	\$1,311,555
CHEMISTRY	10-114005-00	\$594,005
COLLEGE LIBRARY	10-410000-00	\$713,226
COMMUNICATIONS	10-110900-00	\$699,928
COMPUTER INFORMATION SCIENCES	10-115212-00	\$533,868
CONSTRUCTION TECHNOLOGY	10-111510-00	\$203,987
COUNSELING	10-530000-00	\$239,113
CRIMINAL JUSTICE	10-114301-00	\$184,633
CRM	10-654000-00	\$328,421
CULINARY ARTS	10-111206-00	\$331,318
CUSTODIAL SERVICES	10-700000-00	\$2,787,601
DEAN OF STUDENTS	10-510000-00	\$143,597
DENTAL ASSISTING	10-115106-00	\$405,101
DENTAL HYGIENE	10-115105-00	\$545,498
DIESEL TECHNOLOGY	10-114707-00	\$155,805
DRAFTING DESIGN TECHNOLOGY	10-114801-00	\$87,802
EARLY CHILDHOOD EDUCATION	10-112002-00	\$428,591
ECONOMICS	10-124504-00	\$173,172
ELECTRICAL PROGRAM	10-111503-00	\$357,336
ELECTRONIC MEDIA PRODUCTION	10-111001-00	\$211,934
EMERGENCY MEDICAL SERVICES	10-115102-00	\$674,714
ENGLISH	10-112304-00	\$1,463,774
EQUITY & COMPLIANCE	10-636000-00	\$219,851
ESPORTS	10-520200-00	\$104,434
FINANCE	10-620000-00	\$2,484,746
FINANCIAL AID	10-540000-00	\$1,132,086
FIRE SCIENCE	10-114302-00	\$89,881
FITNESS CENTER	10-635000-00	\$189,641
FRONT DESK/CALL CENTER	10-573000-00	\$242,807
FUEL & UTILITIES	10-720100-00	\$1,883,126
GENERAL	10-000000-00	\$7,174

<u>Program/Department</u>	<u>Budget Number</u>	<u>Total</u>
GENERAL OFFICE	10-630000-00	\$1,966,120
GRANTS DEVELOPMENT	10-652000-00	\$146,865
GRAPHIC DESIGN TECHNOLOGY	10-115004-00	\$296,538
HEALTH & WELLNESS	10-113199-00	\$130,769
HEALTH INFORMATION TECHNOLOGY	10-115107-00	\$343,684
HEALTH SCIENCES DIVISION	10-115100-00	\$643,876
HISTORY & GEOGRAPHY	10-124505-00	\$463,113
HONORS COLLEGE PROGRAM	10-124510-00	\$456,352
HOSPITALITY MANAGEMENT	10-111205-00	\$170,914
HRAC	10-111505-00	\$115,437
HS - SHORT TERM TRAINING	10-115700-00	\$814,988
HUMAN RESOURCES	10-632000-00	\$823,576
HUMANITIES	10-124503-00	\$478,261
INFO TECHNOLOGY INFRASTRUCTURE	10-111199-00	\$628,310
INFORMATION TECHNOLOGY	10-430100-00	\$5,452,476
INSTITUTIONAL & STUDENT SUCCESS	10-615000-00	\$234,246
INSTITUTIONAL EFFECTIVENESS	10-462400-00	\$108,086
INSTITUTIONAL RESEARCH	10-653000-00	\$317,868
INSTRUCTIONAL ADMINISTRATION	10-460000-00	\$756,964
LEADERSHIP ACADEMY	10-611005-00	\$6,000
LEASE PYMTS (2020 REF/2010)	10-718000-00	\$715,925
LEASE PYMTS (2021 COPS)	10-711100-00	\$2,826,650
LEASE PYMTS (WEC-2012)	10-719000-00	\$410,269
LIFE SCIENCES	10-112699-00	\$995,870
LOAN PMTS (WEBSTER ELEC-REDLG)	10-719500-00	\$237,681
MAINTENANCE & GROUNDS	10-710000-00	\$3,982,654
MANUFACTURING TECHNOLOGY	10-111509-00	\$309,885
MARKETING & COMMUNICATIONS	10-650000-00	\$1,789,493
MATHEMATICS	10-112701-00	\$1,435,684
MECHATRONICS	10-111502-00	\$178,803
MUSIC	10-150120-00	\$202,037
OCCUPATIONAL THERAPY ASST	10-115111-00	\$457,871
OTC FOUNDATION & ALUMNI	10-651000-00	\$670,510
OTC ONLINE	10-463000-00	\$548,241
PHYSICAL SCIENCE	10-114001-00	\$585,800
PLUMBING TECHNOLOGY	10-111514-00	\$173,427
POLITICAL SCIENCE	10-124506-00	\$365,084
PRACTICAL NURSING	10-115116-00	\$949,779
PRECISION MACHINING TECHNOLOGY	10-111501-00	\$93,282
PROFESSIONAL DEVELOPMENT INSTITUTE	10-632100-00	\$257,478
PSYCHOLOGY	10-114201-00	\$950,534
PURCHASING & RECEIVING	10-633000-00	\$337,243
RECRUITMENT	10-570000-00	\$564,224
REGISTRAR	10-571000-00	\$607,095
RESPIRATORY THERAPY	10-115101-00	\$484,990
SAFETY & SECURITY	10-631000-00	\$1,350,729
SCHOLARSHIPS	10-810000-00	\$1,082,500
SOCIAL SCIENCES	10-124501-00	\$259,748
SPEECH CENTER	10-110950-00	\$65,944
STRATEGIC PLANNING	10-614000-00	\$159,735
STUDENT AFFAIRS ADMINISTRATION	10-500000-00	\$556,726

<u>Program/Department</u>	<u>Budget Number</u>	<u>Total</u>
STUDENT CARE	10-521000-00	\$306,715
STUDENT ENGAGEMENT	10-520000-00	\$285,291
STUDENT SUCCESS	10-555000-00	\$2,734,432
SURGICAL TECHNOLOGY	10-115109-00	\$271,167
TEACHER EDUCATION	10-111300-00	\$412,360
TECH ED - SHORT TERM TRAINING	10-111700-00	\$99,111
TECHNICAL EDUCATION DIVISION	10-111500-00	\$699,753
TESTING SERVICES	10-535000-00	\$384,168
THEATRE	10-150122-00	\$37,795
TUTORING/LEARNING CENTER	10-112401-00	\$912,124
VETERAN SERVICES	10-536100-00	\$156,665
WELDING TECHNOLOGY	10-111506-00	\$467,752
WORKFORCE INDUSTRY TRAINING	10-130450-00	\$720,679
WORKFORCE OPEN ENROLLMENT	10-111550-00	\$265,895
WORLD LANGUAGES	10-111600-00	\$314,026
WRITING CENTER	10-112350-00	\$89,023
Total Expense		\$74,851,649

Richwood Valley Campus Operating Budgets

Richwood Valley Campus \$4,747,547

<u>Revenue Summary</u>	<u>Budget Number</u>	<u>Total</u>
TUITION REVENUE	10-000000-20-41210	\$4,747,547
Total Revenue		\$4,747,547
<u>Program/Department</u>	<u>Budget Number</u>	<u>Total</u>
ACADEMIC SERVICES	10-462000-20	\$103,231
ACCOUNTING	10-115203-20	\$8,250
AGRICULTURE/TURF & LANDSCAPE	10-110101-20	\$394,003
ART	10-150100-20	\$8,074
BIOCLINICAL SCIENCE	10-112660-20	\$263,133
BUSINESS AND MARKETING	10-115202-20	\$16,648
CHEMISTRY	10-114005-20	\$98,973
COLLEGE LIBRARY	10-410000-20	\$154,589
COMMUNICATIONS	10-110900-20	\$38,178
COMPUTER INFORMATION SCIENCES	10-115212-20	\$11,265
CUSTODIAL SERVICES	10-700000-20	\$237,787
ECONOMICS	10-124504-20	\$9,150
ELECTRICAL DISTRIBUTION SYSTEMS	10-111512-20	\$367,622
EMERGENCY MEDICAL SERVICES	10-115102-20	\$8,074
ENGLISH	10-112304-20	\$173,600
FUEL & UTILITIES	10-720100-20	\$225,695
GENERAL OFFICE	10-630000-20	\$42,000
HISTORY & GEOGRAPHY	10-124505-20	\$13,265
HUMANITIES	10-124503-20	\$17,471
INFORMATION TECHNOLOGY	10-430100-20	\$78,966
INSTRUCTIONAL ADMINISTRATION	10-460000-20	\$206,744
LIFE SCIENCES	10-112699-20	\$39,141
MAINTENANCE & GROUNDS	10-710000-20	\$350,220
MATHEMATICS	10-112701-20	\$178,357
MEDICAL LABORATORY TECH	10-115112-20	\$237,746
MUSIC	10-150120-20	\$21,530
PHYSICAL SCIENCE	10-114001-20	\$1,000
PHYSICAL THERAPIST ASST	10-115108-20	\$361,536
POLITICAL SCIENCE	10-124506-20	\$32,795
PRESIDENT - RICHWOOD VALLEY	10-611200-20	\$317,770
PSYCHOLOGY	10-114201-20	\$43,560
SAFETY & SECURITY	10-631000-20	\$144,109
SOCIAL SCIENCES	10-124501-20	\$109,580
STUDENT CARE	10-521000-20	\$22,500
STUDENT SUCCESS	10-555000-20	\$347,636
TEACHER EDUCATION	10-111300-20	\$10,189
TUTORING/LEARNING CENTER	10-112401-20	\$44,010
WORLD LANGUAGES	10-111600-20	\$9,150
Total Expense		\$4,747,547

Table Rock Campus Operating Budgets

Table Rock Campus \$4,393,614

<u>Revenue Summary</u>	<u>Budget Number</u>	<u>Total</u>
TUITION REVENUE	10-000000-25-41210	\$4,393,614
Total Revenue		\$4,393,614
<u>Program/Department</u>	<u>Budget Number</u>	<u>Total</u>
ACADEMIC SERVICES	10-462000-25	\$107,392
ASSOC DEG NURSING-DIRECT ENTRY	10-115121-25	\$341,431
ASSOCIATE DEGREE NURSING	10-115120-25	\$1,209,795
BIOCLINICAL SCIENCE	10-112660-25	\$120,750
CHEMISTRY	10-114005-25	\$8,074
COMMUNICATIONS	10-110900-25	\$21,961
COMPUTER INFORMATION SCIENCES	10-115212-25	\$101,813
CUSTODIAL SERVICES	10-700000-25	\$142,377
EMERGENCY MEDICAL SERVICES	10-115102-25	\$103,597
ENGLISH	10-112304-25	\$116,207
FUEL & UTILITIES	10-720100-25	\$190,100
GENERAL OFFICE	10-630000-25	\$33,000
HISTORY & GEOGRAPHY	10-124505-25	\$13,456
HRAC	10-111505-25	\$113,402
HUMANITIES	10-124503-25	\$9,150
INFORMATION TECHNOLOGY	10-430100-25	\$70,547
INSTRUCTIONAL ADMINISTRATION	10-460000-25	\$62,445
LIFE SCIENCES	10-112699-25	\$31,150
MAINTENANCE & GROUNDS	10-710000-25	\$248,137
MATHEMATICS	10-112701-25	\$53,825
POLITICAL SCIENCE	10-124506-25	\$6,997
PRACTICAL NURSING	10-115116-25	\$396,118
PRESIDENT - TABLE ROCK	10-611300-25	\$288,244
PSYCHOLOGY	10-114201-25	\$37,678
SAFETY & SECURITY	10-631000-25	\$186,073
STUDENT CARE	10-521000-25	\$22,500
STUDENT SUCCESS	10-555000-25	\$357,395
Total Expense		\$4,393,614

Republic, Lebanon, Waynesville, & Fort Leonard Wood Education Centers' Operating Budgets

Republic Education Center \$444,661

<u>Revenue Summary</u>	<u>Budget Number</u>	<u>Total</u>
TUITION REVENUE	10-000000-10-41210	\$444,661
Total Revenue		\$444,661
<u>Program/Department</u>	<u>Budget Number</u>	<u>Total</u>
FUEL & UTILITIES	10-720100-10	\$60,600
OTC - REPUBLIC CENTER	10-145145-10	\$372,211
STUDENT CARE	10-521000-10	\$10,000
STUDENT SUCCESS	10-555000-10	\$1,850
Total Expense		\$444,661

Lebanon Education Center \$1,702,850

<u>Revenue Summary</u>	<u>Budget Number</u>	<u>Total</u>
TUITION REVENUE	10-000000-12-41210	\$1,702,850
Total Revenue		\$1,702,850
<u>Program/Department</u>	<u>Budget Number</u>	<u>Total</u>
ELECTRICAL DISTRIBUTION SYSTEMS	10-111512-12	\$373,672
EMERGENCY MEDICAL SERVICES	10-115102-12	\$16,806
FUEL & UTILITIES	10-720100-12	\$104,100
HRAC	10-111505-12	\$3,750
MECHATRONICS	10-111502-12	\$5,500
OTC - LEBANON CENTER	10-145150-12	\$830,235
PRACTICAL NURSING	10-115116-12	\$349,897
STUDENT CARE	10-521000-12	\$15,000
STUDENT SUCCESS	10-555000-12	\$3,890
Total Expense		\$1,702,850

Waynesville Education Center \$751,495

<u>Revenue Summary</u>	<u>Budget Number</u>	<u>Total</u>
TUITION REVENUE	10-000000-15-41210	\$751,495
Total Revenue		\$751,495
<u>Program/Department</u>	<u>Budget Number</u>	<u>Total</u>
FUEL & UTILITIES	10-720100-15	\$54,600
OTC - WAYNESVILLE CENTER	10-145135-15	\$534,057
RESPIRATORY THERAPY-BACHELORS	10-115103-15	\$150,913
STUDENT CARE	10-521000-15	\$10,000
STUDENT SUCCESS	10-555000-15	\$1,925
Total Expense		\$751,495

Fort Leonard Wood Education Center \$95,660

<u>Revenue Summary</u>	<u>Budget Number</u>	<u>Total</u>
TUITION REVENUE	10-000000-16-41210	\$95,660
Total Revenue		\$95,660
<u>Program/Department</u>	<u>Budget Number</u>	<u>Total</u>
OTC FT LEONARD WOOD CENTER	10-145155-16	\$95,660
Total Expense		\$95,660

Enhancement Grant Operating Budgets

Enhancement Grant \$349,169

<u>Revenue Summary</u>	<u>Budget Number</u>	<u>Total</u>
TUITION REVENUE	10-000000-30-41210	\$349,169
Total Revenue		\$349,169

<u>Program/Department</u>	<u>Budget Number</u>	<u>Total</u>
GENERAL OFFICE	10-630000-30	\$349,169
Total Expense		\$349,169

Robert W. Plaster Center for Advanced Manufacturing's Operating Budgets

Robert W. Plaster Center for Advanced Manufacturing \$226,331

<u>Revenue Summary</u>	<u>Budget Number</u>	<u>Total</u>
TUITION REVENUE	10-000000-07-41210	\$226,331
Total Revenue		\$226,331

<u>Program/Department</u>	<u>Budget Number</u>	<u>Total</u>
PLASTER MANUFACTURING CENTER	10-137001-07	\$226,331
Total Expense		\$226,331

High School Programs Operating Budgets

High School Programs \$4,386,323

<u>Revenue Summary - Springfield</u>	<u>Budget Number</u>	<u>Total</u>
TUITION - CAREER CENTER	11-000000-01-41215	\$1,907,811
TUITION & FEES-MIDDLE COLLEGE	11-000000-01-41222	\$773,048
CTE SALARIES REIMB-DESE	11-000000-01-45120	\$950,000
PERKINS - TITLE III	11-000000-01-47120	\$749,139
Total Revenue - Springfield		\$4,379,998

<u>Program/Department</u>	<u>Budget Number</u>	<u>Total</u>
CAREER CENTER INSTRUCTION	11-131000-01	\$1,492,372
DUAL CREDIT	11-122401-01	\$655,688
INSTRUCTIONAL ADMINISTRATION	11-460000-01	\$489,810
MIDDLE COLLEGE	11-138000-01	\$992,989
PERKINS - TITLE III	11-160000-01	\$749,139
Total Expense - Springfield		\$4,379,998

<u>Revenue Summary - Table Rock</u>	<u>Budget Number</u>	<u>Total</u>
TUITION - CAREER CENTER	11-000000-25-41215	\$6,325
Total Revenue - Table Rock		\$6,325

<u>Program/Department</u>	<u>Budget Number</u>	<u>Total</u>
CAREER CENTER INSTRUCTION	11-131000-25	\$5,000
INSTRUCTIONAL ADMINISTRATION	11-460000-25	\$1,325
Total Expense - Table Rock		\$6,325

Ancillary Education Services

Early Childhood Education Center \$1,439,066

<u>Revenue Summary</u>	<u>Budget Number</u>	<u>Total</u>
PRESCHOOL FEES	12-000000-00-41200	\$585,553
TUITION REVENUE	12-000000-00-41210	\$853,513
Total Revenue		\$1,439,066

<u>Program/Department</u>	<u>Budget Number</u>	<u>Total</u>
EARLY CHILDHOOD EDUCATION CTR	12-450000-00	\$1,439,066
Total Expense		\$1,439,066

Auxiliary Services

College Bookstore \$5,525,943

<u>Revenue Summary</u>	<u>Budget Number</u>	<u>Total</u>
CREDIT CARD CHARGES	23-000000-00-41302	(\$16,000)
GENERAL MERCHANDISE	23-000000-00-42020	\$1,150,000
BOOKSTORE SALES (NON-TAXABLE)	23-000000-00-42021	\$500,000
BOOKSTORE SALES (TEXTBOOKS)	23-000000-00-42070	\$4,016,943
BOOKSTORE SALES (FOOD)	23-000000-00-42072	\$50,000
AUXILIARY PROFIT SHARE	23-000000-00-42100	(\$175,000)
Total Revenue		\$5,525,943

<u>Program/Department</u>	<u>Budget Number</u>	<u>Total</u>
BOOKSTORE - COST OF SALES	23-300010-00	\$4,713,374
COLLEGE BOOKSTORE	23-300000-00	\$812,569
Total Expense		\$5,525,943

Food Service \$912,405

<u>Revenue Summary</u>	<u>Budget Number</u>	<u>Total</u>
DINING DOLLARS-PROMOTIONS	25-000000-00-41304	(\$37,500)
PRIOR YEAR CARRYOVER	25-000000-00-48200	\$37,500
CREDIT CARD CHARGES	25-921000-00-41302	(\$16,000)
PREPARED FOOD SALES	25-921000-00-42018	\$324,528
SALES (NON-TAXABLE)	25-921000-00-42023	\$240,000
CREDIT CARD CHARGES	25-922000-00-41302	(\$16,000)
PREPARED FOOD SALES	25-922000-00-42018	\$379,877
Total Revenue		\$912,405

<u>Program/Department</u>	<u>Budget Number</u>	<u>Total</u>
HARDEE'S	25-921000-00	\$548,528
LITTLE CAESAR'S	25-922000-00	\$363,877
Total Expense		\$912,405

Print Shop \$667,903

<u>Revenue Summary</u>	<u>Budget Number</u>	<u>Total</u>
PRINT SHOP REVENUE	23-000000-00-42110	\$667,903
Total Revenue		\$667,903

<u>Program/Department</u>	<u>Budget Number</u>	<u>Total</u>
PRINT SHOP	23-639000-00	\$667,903
Total Expense		\$667,903

Restricted Grants

Restricted Grants \$3,173,883

<u>Revenue Summary</u>	<u>Budget Number</u>	<u>Total</u>
LOCAL GRANTS & CONTRACTS	15-000000-00-41700	\$1,438,072
PERKINS - TITLE III	15-000000-00-47120	\$873,532
SKILL UP PROGRAM	15-000000-00-47123	\$14,737
AEL - FEDERAL	15-000000-00-47130	\$589,548
US DOL SCC GRANT	29-000000-00-47168	\$257,994
Total Revenue		\$3,173,883

<u>Program/Department</u>	<u>Budget Number</u>	<u>Total</u>
AEL-BASIC	15-135700-00	\$589,548
DOL SCC	29-115150-00	\$257,994
PERKINS POST-SECONDARY	15-160000-00	\$873,532
ROOTED MO CC	15-460222-00	\$110,421
ROOTED MO EXEC ADMIN	15-460220-00	\$316,772
ROOTED MO JC	15-460223-00	\$111,230
ROOTED MO METRO	15-460226-00	\$114,099
ROOTED MO MINERAL	15-460227-00	\$220,841
ROOTED MO MOBERLY	15-460221-00	\$120,546
ROOTED MO NC	15-460228-00	\$114,003
ROOTED MO OTC	15-460224-00	\$107,487
ROOTED MO SCCC	15-460229-00	\$112,252
ROOTED MO SFCC	15-460230-00	\$110,421
SKILLUP GRANT	15-135530-00	\$14,737
Total Expense		\$3,173,883

Technology Fee

Technology Fee \$6,980,026

<u>Revenue Summary</u>	<u>Budget Number</u>	<u>Total</u>
INVESTMENT REVENUE	13-000000-00-41300	\$400,000
TECHNOLOGY FEES	13-000000-00-41416	\$4,153,580
PRIOR YEAR CARRYOVER	13-000000-00-48200	\$2,426,446
Total Revenue		\$6,980,026

<u>Program/Department</u>	<u>Budget Number</u>	<u>Total</u>
INFORMATION TECHNOLOGY FEE	13-430150-00	\$6,980,026
Total Expense		\$6,980,026

Safety & Security Fee

Safety & Security Fee \$880,716

<u>Revenue Summary</u>	<u>Budget Number</u>	<u>Total</u>
INVESTMENT REVENUE	14-000000-00-41300	\$50,000
SECURITY FEES	14-000000-00-41441	\$826,186
SECURITY FEES	14-000000-20-41441	\$2,780
SECURITY FEES	14-000000-25-41441	\$1,750
Total Revenue		\$880,716

<u>Program/Department</u>	<u>Budget Number</u>	<u>Total</u>
SAFETY & SECURITY-STUDENT FEE	14-631150-00	\$876,186
SAFETY & SECURITY-STUDENT FEE	14-631150-20	\$2,780
SAFETY & SECURITY-STUDENT FEE	14-631150-25	\$1,750
Total Expense		\$880,716

Facilities & Infrastructure Fee

Facilities & Infrastructure Fee \$1,188,395

<u>Revenue Summary</u>	<u>Budget Number</u>	<u>Total</u>
INVESTMENT REVENUE	16-000000-00-41300	\$150,000
FACILITIES/INFRASTRUCTURE FEES	16-000000-00-41440	\$599,295
FACILITIES/INFRASTRUCTURE FEES	16-000000-12-41440	\$119,100
FACILITIES/INFRASTRUCTURE FEES	16-000000-20-41440	\$320,000
Total Revenue		\$1,188,395

<u>Program/Department</u>	<u>Budget Number</u>	<u>Total</u>
INFRASTRUCTURE FEES	16-790900-00	\$749,295
INFRASTRUCTURE FEES	16-790900-12	\$119,100
INFRASTRUCTURE FEES	16-790900-20	\$320,000
Total Expense		\$1,188,395

Alliance for Healthcare Education

Alliance for Healthcare Education \$3,450,989

<u>Revenue Summary</u>	<u>Budget Number</u>	<u>Total</u>
TUITION REVENUE	17-000000-00-41210	\$3,096,274
REGISTRATION FEES	17-000000-00-41221	\$29,744
LAB FEES	17-000000-00-41412	\$151,173
STUDENT FEES	17-000000-00-41422	\$58,633
TUITION & FEES-MIDDLE COLLEGE	17-000000-01-41222	\$115,165
Total Revenue		\$3,450,989

<u>Program/Department</u>	<u>Budget Number</u>	<u>Total</u>
ASSOC DEG NURSING-DIRECT ENTRY	17-115121-00	\$1,472,816
GENERAL OFFICE	17-630000-00	\$780,889
GENERAL OFFICE	17-630000-01	\$115,165
HEALTH SCIENCES DIVISION	17-115100-00	\$87,803
RADIOGRAPHY	17-115113-00	\$492,109
SPECIALTY IMAGING	17-115117-00	\$154,597
STUDENT SUCCESS	17-555000-00	\$64,455
ULTRASOUND	17-115115-00	\$283,155
Total Expense		\$3,450,989

Student Engagement Fee

Student Engagement Fee \$212,679

<u>Revenue Summary</u>	<u>Budget Number</u>	<u>Total</u>
INVESTMENT REVENUE	31-000000-00-41300	\$5,000
STUDENT ENGAGEMENT FEES	31-000000-00-41442	\$175,679
STUDENT ENGAGEMENT FEES	31-000000-10-41442	\$3,000
STUDENT ENGAGEMENT FEES	31-000000-12-41442	\$3,000
STUDENT ENGAGEMENT FEES	31-000000-15-41442	\$3,000
STUDENT ENGAGEMENT FEES	31-000000-20-41442	\$15,000
STUDENT ENGAGEMENT FEES	31-000000-25-41442	\$8,000
Total Revenue		\$212,679

<u>Program/Department</u>	<u>Budget Number</u>	<u>Total</u>
STUDENT ENGAGEMENT FEE	31-520500-00	\$180,679
STUDENT ENGAGEMENT FEE	31-520500-10	\$3,000
STUDENT ENGAGEMENT FEE	31-520500-12	\$3,000
STUDENT ENGAGEMENT FEE	31-520500-15	\$3,000
STUDENT ENGAGEMENT FEE	31-520500-20	\$15,000
STUDENT ENGAGEMENT FEE	31-520500-25	\$8,000
Total Expense		\$212,679